

NORTH BRISBANE PARTNERS IN RECOVERY

Working together to improve outcomes for people with severe and persistent mental illness who have complex needs



NORTH BRISBANE PiR - WHOLE REGION

This data relates to all referrals from 1 Oct 2013 - 19 Feb 2016

2,491

total referred



44%

56%

1,631

registered participants

4.6%

46.6%

43.5%

5.3%

<25 years

25 - 44 years

45 - 64 years

>64 years



11% Aboriginal and Torres Strait Islander



5.1%
Employed

50.2%
Live alone

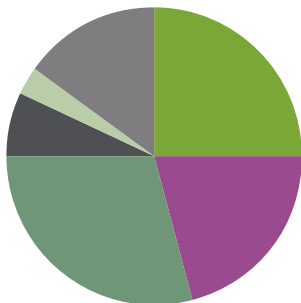


2.4%
Speak a language other than English at home



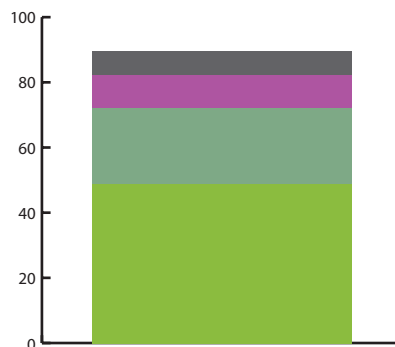
20.9%
Have an identified carer (formal or informal)

Who refers to PiR?



- 25% self
- 21% clinical mental health service
- 29% community agencies
- 7% family/friend/carers
- 3% general practitioner
- 15% other

Most common presenting diagnoses



- 48.7% mood disorders
- 23.4% schizophrenia, schizotypal and delusional disorders
- 10.0% neurotic, stress-related and somatoform disorders
- 7.5% personality and behaviour disorders

Most commonly identified unmet needs when referred (% of people who report)

76.1%
Psych distress



68.1%
daytime activities



51.6%
employment and volunteering

63.8%
company

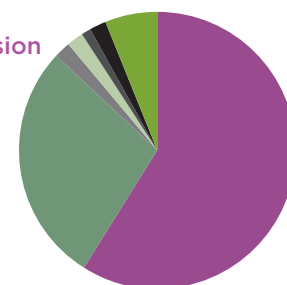


47.0%
other services



Source of income

- 59% disability support pension
- 28% other pension
- 2% nil income
- 2% paid employment
- 1% compensation payments
- 2% other payments
- 6% unknown



www.northbrisbane.pirinitiative.com.au